



Tasmania Fire Service

Visual Guide to Home Fire Safety

An initiative of the Migrant Resource Centre Tasmania and the Tasmania Fire Service



Avoid fire risks at home



If you have an emergency phone 000.

For people who are deaf or have a hearing or speech impairment, use the National Relay Service by TTY - dial 106.

Make sure you can get out of your house if there is a fire.




If there is a fire in your house, crawl low and get out.



Get out and stay out.



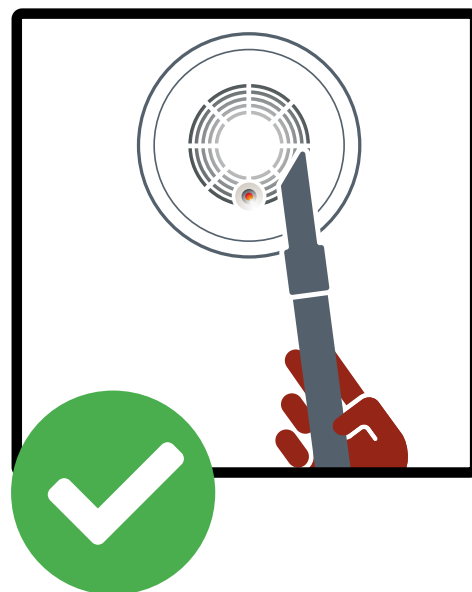
Never go back inside!



Change the battery in your smoke alarm once a year.



Test your smoke alarm monthly.

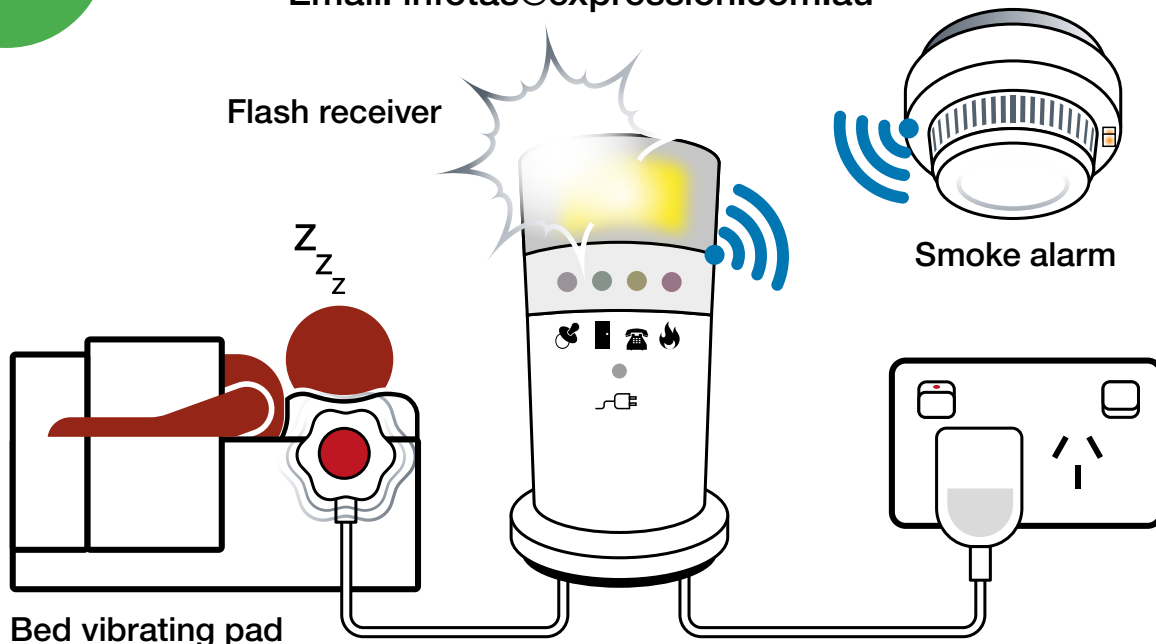



Vacuum and dust alarms every six months.

- For hard wired smoke alarms change your back-up battery once a year.
- Check the expiry date of your lithium battery smoke alarm every year.



Smoke alarms are available for the deaf and hard of hearing. Contact Expression Australia:
Phone/TTY: 03 6228 1955, www.expression.com.au
Email: infotas@expression.com.au






Keep lighters and matches away from children.



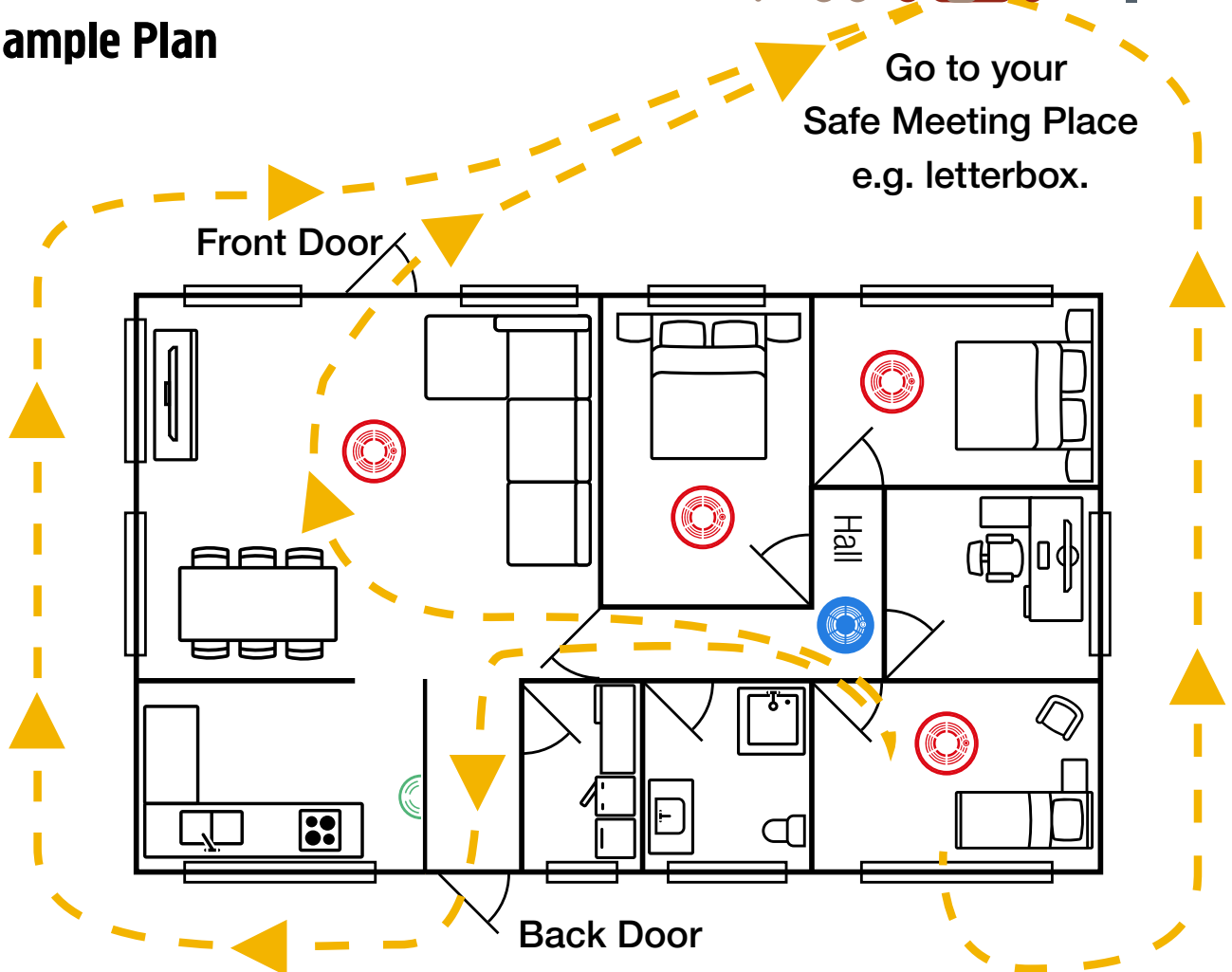
Cool a burn under gentle cool running water.



Make a plan in case of fire



Sample Plan



– Recommended Smoke Alarm locations



– Smoke Alarm locations required by law



– Carbon Monoxide Alarms: recommended for homes using:

- gas for cooking or heating
- wood or pellet fires.



Stay with cooking.




Never leave cooking.



Do not use portable stoves inside.



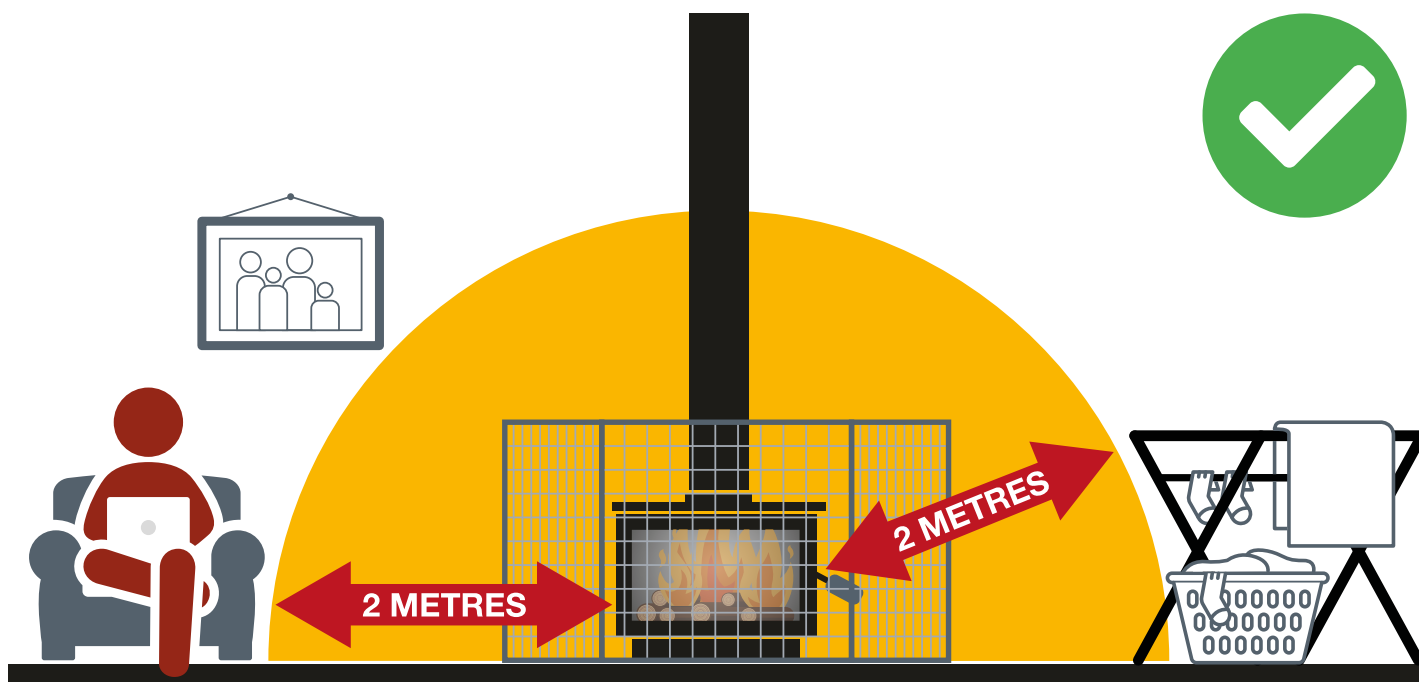
Only use gas cookers and gas bottles outside.



Do not store or use gas bottles inside.



Store gas bottles outside.

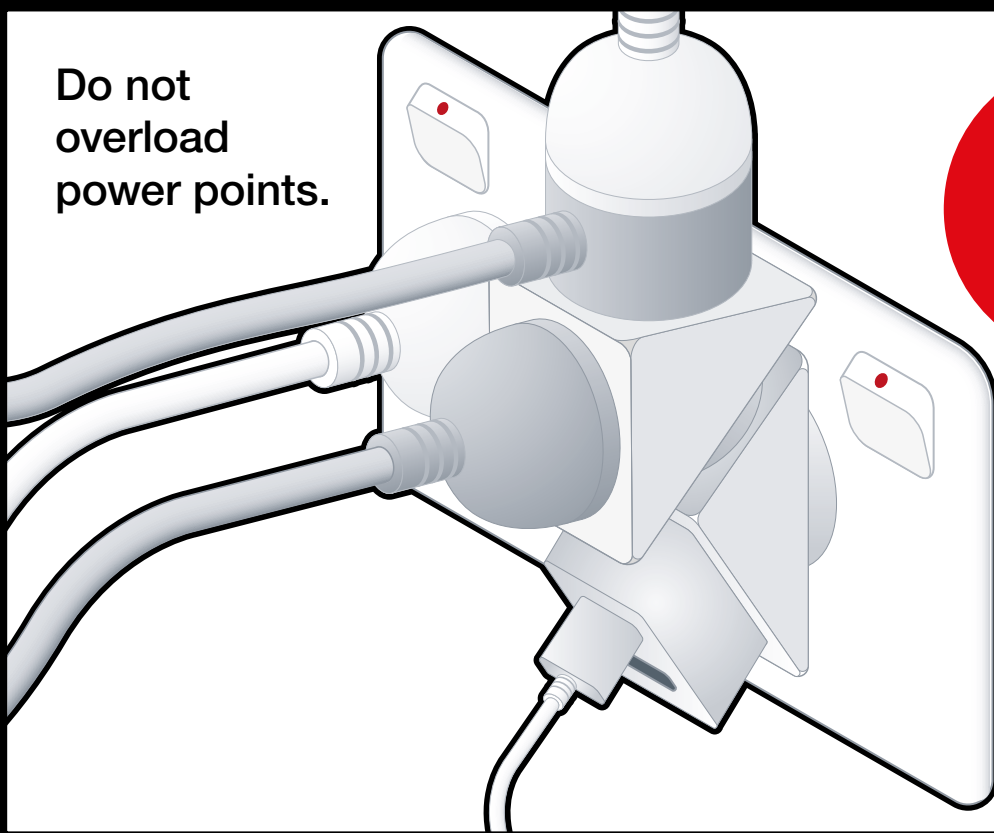


Keep everything 2 metres from the heater.

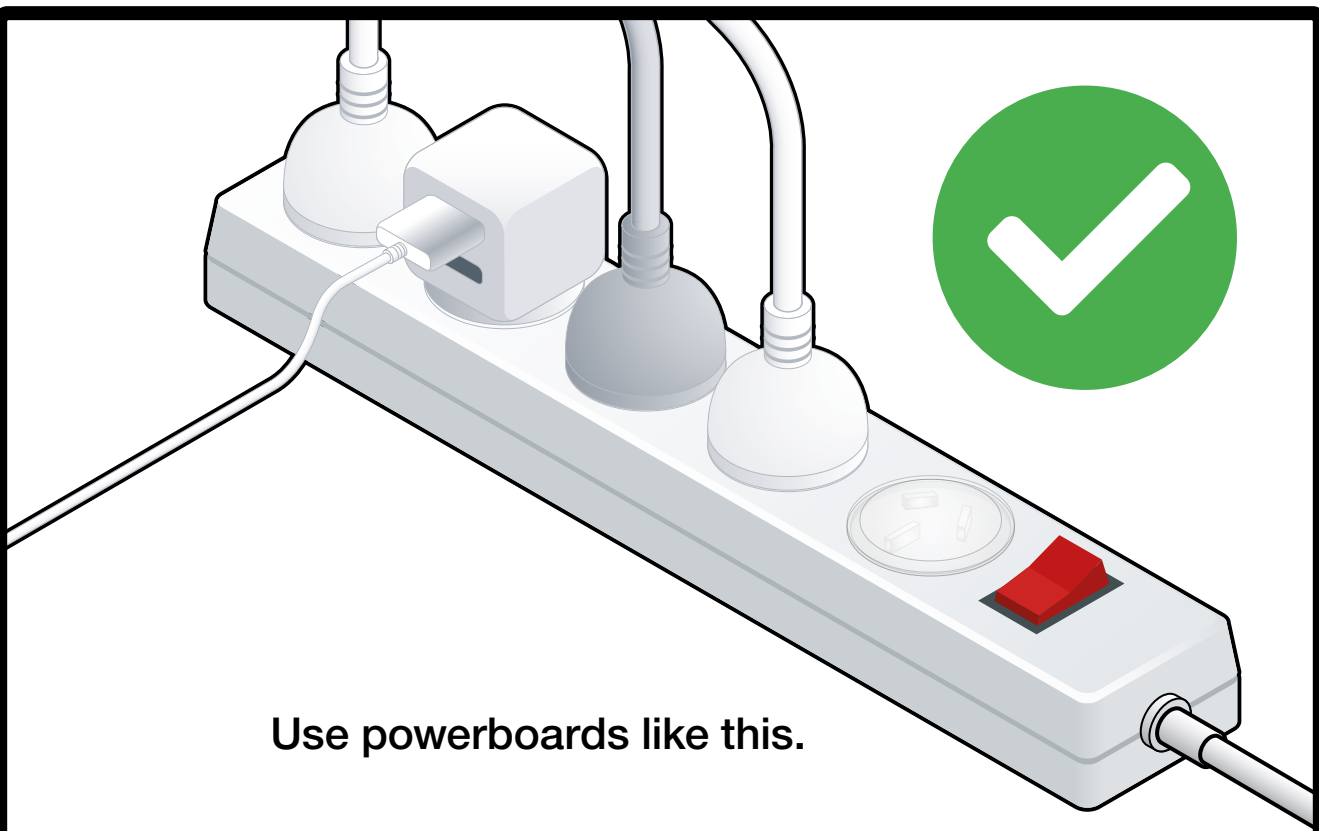


Protect fires with a guard and never leave the door open.


Do not
overload
power points.



Use powerboards like this.



TasNetworks 132 004 or www.tasnetworks.com.au



Turn off electrical items at the power point.




Check electric blankets and turn them off when going to bed.



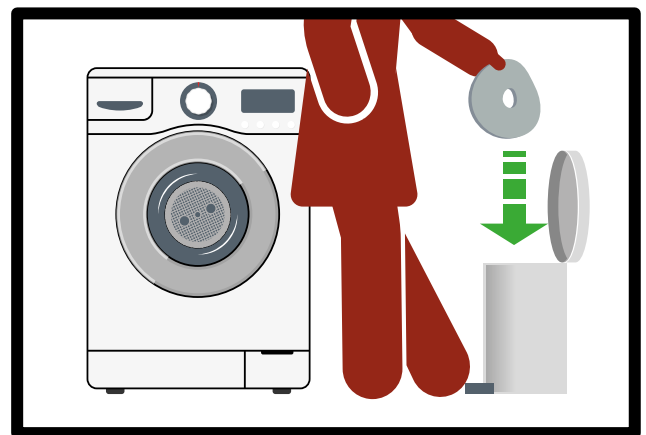
Blocked or full lint filters can cause dryers to overheat and start fires.

Check the lint filter in dryers after every use to prevent fires.

Always run through the cooling off cycle.



Clean lint from the filter.



Dispose of the lint properly.

Ensure cigarette butts are out.



Do not smoke in bed.





Never leave burning candles or incense unattended.





For further information on your home fire safety needs



Free-call 1800 000 699

or visit

www.fire.tas.gov.au

www.tfseducation.com.au

www.tfskids.com.au



To contact the Migrant Resource Centre Tasmania



Phone 03 6221 0999

or visit

www.mrctas.org.au

Email: reception@mrctas.org.au

Whilst the State Fire Commission has made every effort to ensure the accuracy and reliability of the information contained in this booklet, the State Fire Commission does not accept any responsibility for the accuracy, completeness, or relevance to the viewer's purpose, of the information contained in this booklet and those viewing it for whatever purpose are advised to verify its accuracy and to obtain appropriate professional advice.

The State Fire Commission, its officers, employees and agents do not accept any liability, however arising, including liability for negligence, for any loss or damage resulting from the use of, or reliance upon, the information contained in this booklet.