

Home Fire Safety

FACT SHEET



Tasmania Fire Service

BBQs and outside the home

Your home may have a balcony, yard, shed, garage or deck. Fires can grow quickly due to the presence of items like gas cylinders, petrol cans and other chemicals. Fire pits, barbecues and outdoor fireplaces can be dangerous if not used correctly.

There are simple actions you can take to reduce the risk of fire when using a firepit.

- The fire pit should be kept **CLEAR** of structures or foliage. Do not place the fire pit on a flammable surface.
- Always have a continuous supply of water or a fire extinguisher ready to completely **PUT OUT** the fire when you are finished.
 - Always have a responsible adult **WATCH** and control the fire. Only burn clean, dry, well-seasoned wood.
 - Keep a **WATCH** on the weather. Do not use a fire pit if it is too windy or there is a Total Fire Ban.
 - Always **WATCH** children and pets around a fire pit.
 - **REMOVE DEBRIS** from the last fire before starting a new fire.
 - **NEVER** use outdoor cooking equipment inside your home.



Ensure the gas hose attached to the BBQ has not perished, and that connections are tight. Check for leaks with soapy water.

Check your gas cylinder, hose and regulator to help prevent a gas fire.

Before using your BBQ check the following:

Gas cylinder

Check that it is not damaged and in date. Cylinders require to be re-tested every 10 years.

Condition of the o-ring, bull nose ring

This is the rubber seal on the regulator that screws into the gas cylinder. If it is perished, cracked, hard or missing have it replaced before use!

In your shed or garage, store chemical products such as petrol safely away from ignition sources and out of reach of children.



BBQs and outside the home

Gas leaks

It is important to regularly leak test your BBQ gas cylinder, regulator and hose. Leaks from these items are frequently the cause of BBQ gas fires.

How to test: Fill a spray bottle with soapy water. Turn on the gas cylinder without turning on the BBQ. Next, spray the entire valve, regulator and hose assembly with the soapy water. Bubbles will form if there is a gas leak and you may also smell gas.

If you see soap bubbles coming from any part or smell gas at any stage turn off the cylinder immediately and have the problem fixed before using the appliance.

Usage

Only use BBQs outdoors and maintain a distance of at least 50 cm from all walls or fences. **Never leave cooking unattended.**

Cylinders used for household purposes **must not** be filled with automotive LPG (Autogas).

Never use LPG indoors or in a confined space.

Do not connect or disconnect cylinders in the vicinity of a naked flame.

Do not use LPG in windy conditions i.e. more than 10km per hour.

Do not use undue force to open or close the main cylinder valve. If in doubt, consult the supplier.

Shut off the cylinder valve before disconnecting the bottle from the BBQ.

Always keep cool and away from flames, sparks and heat.

When operating your gas bottle, **always** read the manufacturer's operating instructions.



Storage

Cylinders **should be** stored outside in a well ventilated area, be carried and stored upright at all times.

Do not store or use petrol, flammable liquids or aerosols near LPG cylinders.

Ensure valves are turned off firmly when not in use.

Pressure relief valves **should** face away from dwellings and combustible materials where possible.

Transport

When transporting cylinders in the car the total capacity **must not** exceed 9kg. The cylinders **should be** transported in an upright position, secured, preferably in the boot.

Do not leave LPG bottles in a vehicle unnecessarily.

No more than two cylinders should be carried in a car at any one time.

Maintenance

Your gas cylinder **is required** to be re-tested and stamped every 10 years.

Never use a naked flame to detect a leak. To check for gas leakage, spray soapy water on any suspect




connection or hose and watch for bubbles. If in doubt, turn off the gas and have a licensed gas fitter attend to the hose or connection.

Do not attempt to refill dented or corroded cylinders. They must be returned to a test station for re-certification.

Never tamper with the safety valve or other gas bottle fittings.

For more information, visit: www.choice.com.au/outdoor/outdoorentertaining/barbecues/articles/how-tobarbecue-safely

Hot tips

-  Regularly clean your BBQ of grease and fat build-up, including the drip tray.
-  Do not use a barbecue inside your home, garage or other enclosed areas due to the potential build-up of harmful smoke and fumes.
-  If you no longer require chemicals, dispose of them correctly and safely.

! **REMEMBER – be safe not sorry. If you detect a strong smell of gas, call Triple Zero (000) and ask for the fire service.**